

**FEBRUARY**

**SINGLE FAMILY**

**CONDOMINIUMS**

**VACANT LAND**

MEDIAN SALES PRICE	2016	\$305,000 ▼	\$367,500 ▲	\$25,000 ▼
	2015	\$329,000	\$223,500	\$35,000

CLOSED SALES	2016	189 ▲	42 ▼	132 ▲
	2015	142	58	97

OPENED LISTINGS	2016	171 ▲	69 ▲	165 ▼
	2015	146	59	195

VOLUME SALES	2016	\$80,235,594 ▲	\$19,500,800 ▼	\$17,641,345 ▼
	2015	\$76,185,044	\$24,345,749	\$34,121,031

All information taken from Hawaii Information Services. MLS Sales Data information shown herein, while not guaranteed, is derived from sources deemed reliable. Old Republic Title is providing this information as a free customer service and makes no warranties or representations as to its accuracy.

**KAILUA-KONA**


**JODIE FELTMANN, VP**  
Branch Mgr.,  
Escrow Officer  
JFeltmann@ortc.com



**ANGELA BYERLY**  
Escrow Officer  
AByerly@ortc.com



**TIERRA HOOKANO**  
Escrow Assistant  
THookano@ortc.com



**DONNA LEE**  
Escrow Assistant  
DLee@ortc.com

**WAIMEA**


**JANINE BODWAY**  
Escrow Officer  
JBodway@ortc.com



**AIKO ARASHIRO**  
Escrow Assistant  
AArashiro@ortc.com



**Joy Taetuna-Fautanu**  
Account Executive  
JoyTF@ortc.com  
Cell 557-6533  
(BIG ISLAND)

FEB 2016	FEB 2015	FEB 2016	FEB 2015
Closed Sales	Closed Sales	Median Price	Median Price

**SINGLE FAMILY HOMES**

Area	FEB 2016	FEB 2015	FEB 2016	FEB 2015
	Closed Sales	Closed Sales	Median Price	Median Price
Puna	69	33	\$200,000	\$149,000
South Hilo	29	25	\$325,000	\$300,000
North Hilo	3	2	\$330,000	\$427,500
Hamakua	4	4	\$407,500	\$302,500
North Kohala	4	2	\$745,000	\$412,500
South Kohala	23	24	\$537,500	\$470,200
North Kona	33	29	\$525,000	\$525,000
South Kona	7	6	\$475,000	\$296,000
Ka'u	17	17	\$175,000	\$162,000

**CONDOMINIUM**

Area	FEB 2016	FEB 2015	FEB 2016	FEB 2015
	Closed Sales	Closed Sales	Median Price	Median Price
Puna	0	0	\$-	\$-
South Hilo	4	5	\$131,000	\$198,000
North Hilo	0	0	\$-	\$-
Hamakua	0	0	\$-	\$-
North Kohala	0	0	\$-	\$-
South Kohala	14	17	\$492,500	\$460,000
North Kona	24	35	\$317,500	\$215,000
South Kona	0	0	\$-	\$-
Ka'u	0	1	\$-	\$100,000

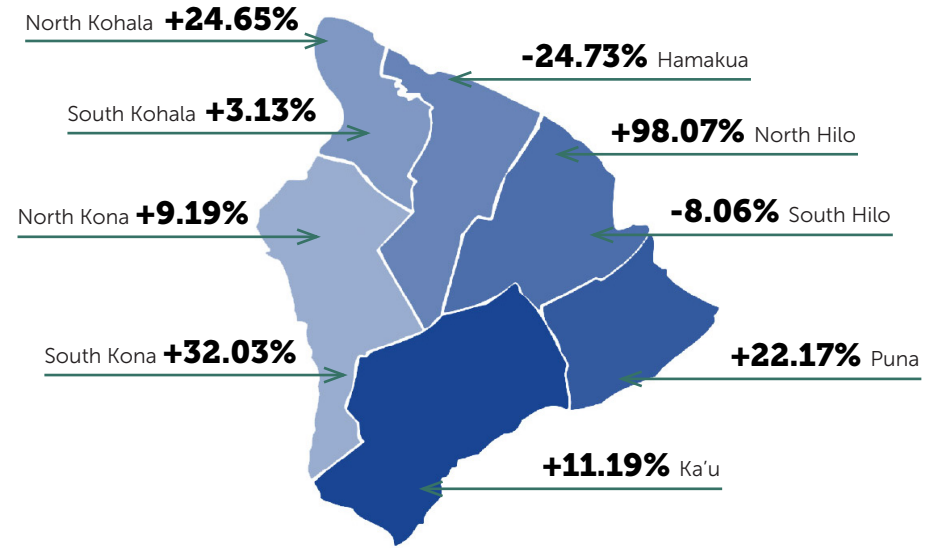
**VACANT LAND**

Area	FEB 2016	FEB 2015	FEB 2016	FEB 2015
	Closed Sales	Closed Sales	Median Price	Median Price
Puna	89	35	\$19,000	\$20,000
South Hilo	7	9	\$235,000	\$135,000
North Hilo	1	0	\$249,000	\$0
Hamakua	0	1	\$0	\$290,000
North Kohala	5	1	\$260,000	\$225,000
South Kohala	2	2	\$208,750	\$370,000
North Kona	13	22	\$310,000	\$882,500
South Kona	6	3	\$36,250	\$60,000
Ka'u	9	24	\$16,900	\$10,000



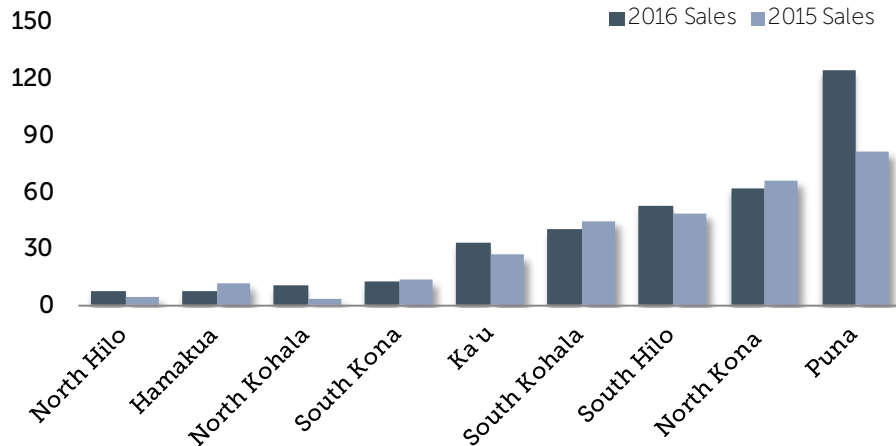
**SINGLE FAMILY**

	CLOSED SALES			MEDIAN SALES PRICE		
	2016	2015	% Change	2016	2015	% Change
Puna	123	80	53.75%	\$208,000	\$170,250	22.17%
South Hilo	52	48	8.33%	\$305,000	\$331,750	-8.06%
North Hilo	7	4	75.00%	\$455,556	\$230,000	98.07%
Hamakua	7	11	-36.36%	\$350,000	\$465,000	-24.73%
North Kohala	10	3	233.33%	\$442,500	\$355,000	24.65%
South Kohala	39	44	-11.36%	\$471,500	\$457,200	3.13%
North Kona	61	65	-6.15%	\$589,100	\$539,500	9.19%
South Kona	12	13	-7.69%	\$422,500	\$320,000	32.03%
Ka'u	32	26	23.08%	\$173,450	\$156,000	11.19%
<b>SUMMARY</b>	<b>343</b>	<b>294</b>	<b>16.67%</b>	<b>\$299,500</b>	<b>\$345,000</b>	<b>-13.19%</b>



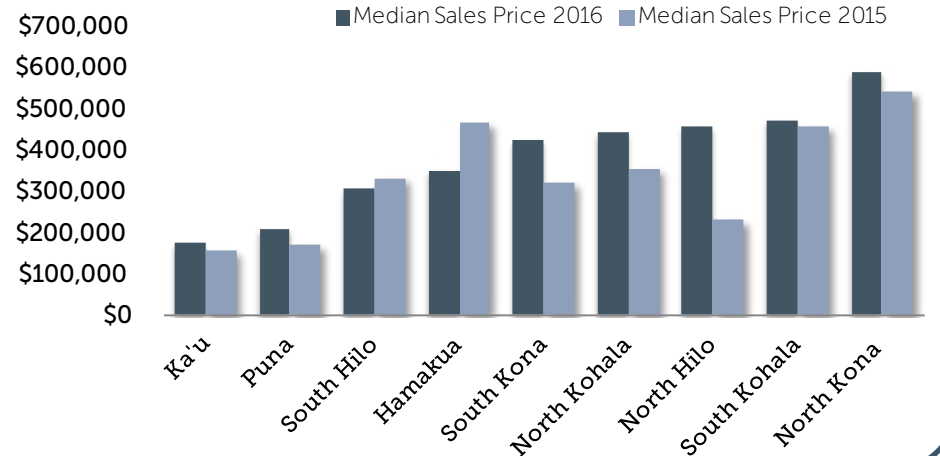
**Single Family Residence Unit Sales YTD**

2016 vs 2015



**Single Family Residence Median Sales Price YTD**

2016 vs 2015

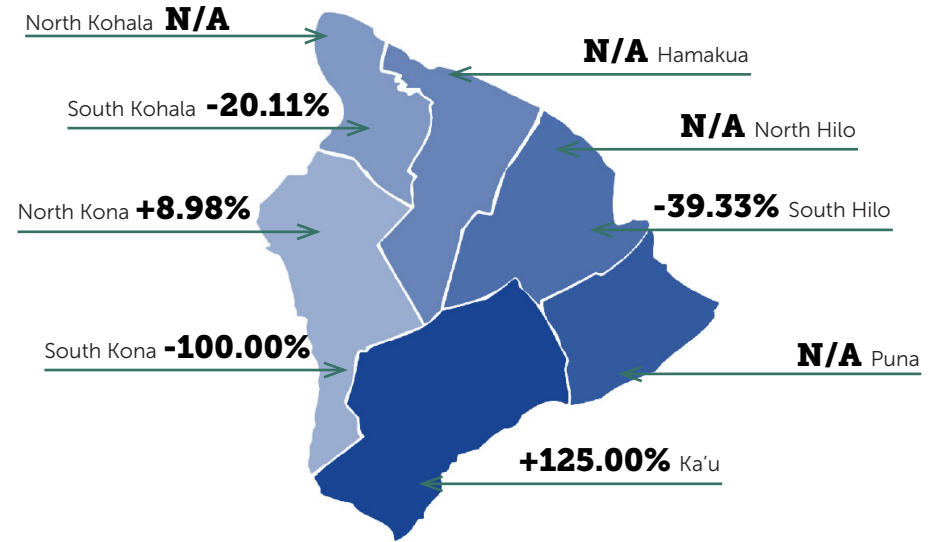


\*All information taken from Hawaii Information Services. MLS Sales Data information shown herein, while not guaranteed, is derived from sources deemed reliable. Old Republic Title is providing this information as a free customer service and makes no warranties or representations as to its accuracy.



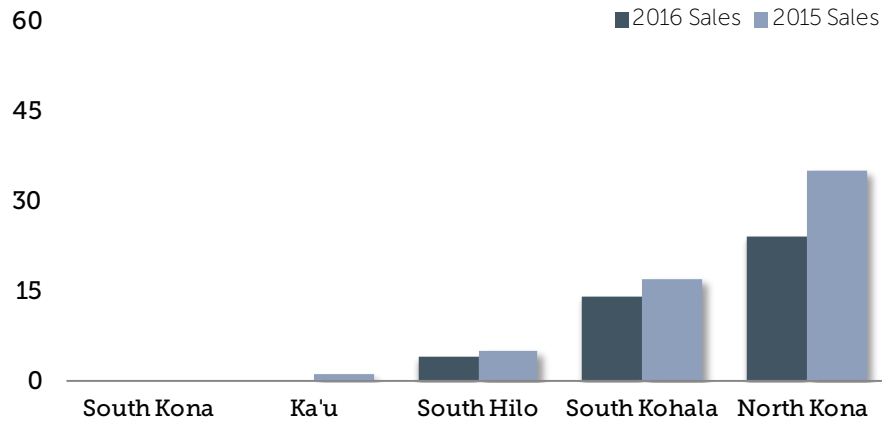
**CONDOMINIUM**

	CLOSED SALES			MEDIAN SALES PRICE		
	2016	2015	% Change	2016	2015	% Change
Puna	0	0	0.00%	\$-	\$-	N/A
South Hilo	4	5	-20.00%	\$108,000	\$178,000	-39.33%
North Hilo	0	0	0.00%	\$-	\$-	N/A
Hamakua	0	0	0.00%	\$-	\$-	N/A
North Kohala	0	0	0.00%	\$-	\$-	N/A
South Kohala	14	17	-17.65%	\$397,450	\$497,500	-20.11%
North Kona	24	35	-31.43%	\$267,000	\$245,000	8.98%
South Kona	0	0	0.00%	\$-	\$249,000	-100.00%
Ka'u	0	1	-100.00%	\$225,000	\$100,000	125.00%
<b>SUMMARY</b>	<b>42</b>	<b>58</b>	<b>-27.59%</b>	<b>\$283,500</b>	<b>\$249,500</b>	<b>13.63%</b>



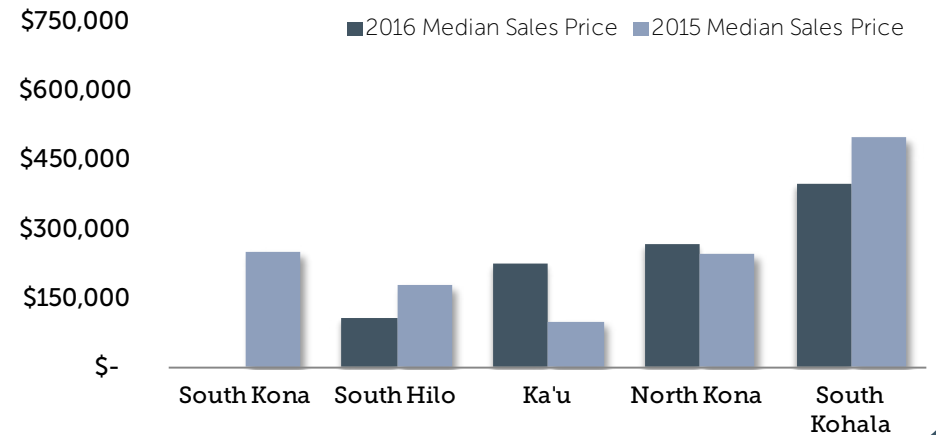
**Condominium Unit Sales YTD**

2016 vs 2015



**Condominium Median Sales Price YTD**

2016 vs 2015

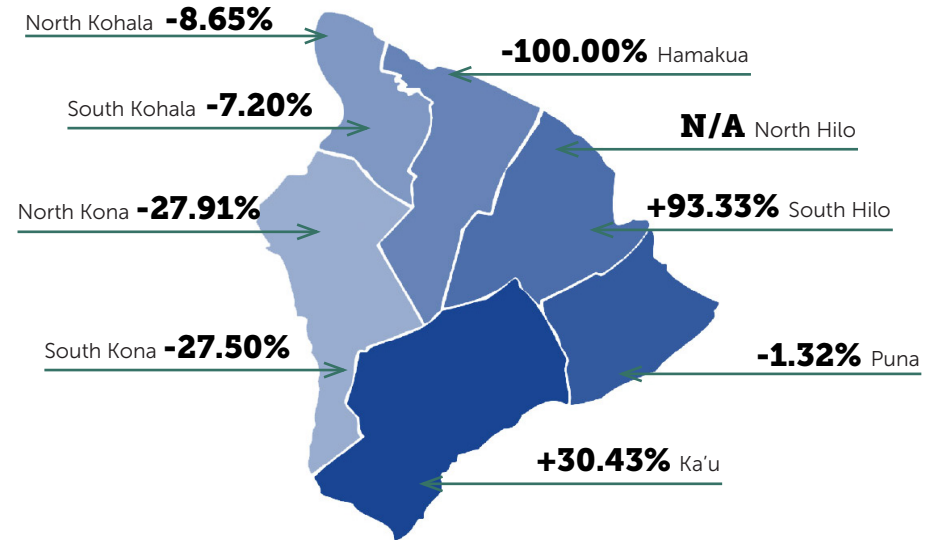


\*All information taken from Hawaii Information Services. MLS Sales Data information shown herein, while not guaranteed, is derived from sources deemed reliable. Old Republic Title is providing this information as a free customer service and makes no warranties or representations as to its accuracy.



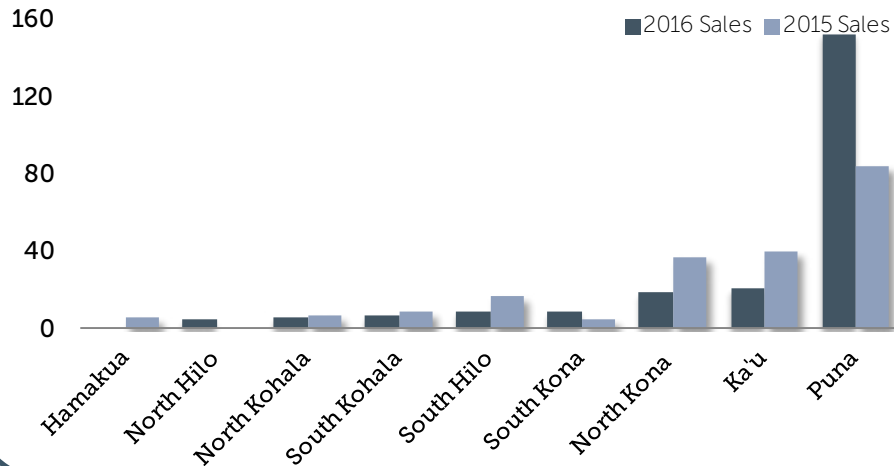
**VACANT LAND**

	CLOSED SALES			MEDIAN SALES PRICE		
	2016	2015	% Change	2016	2015	% Change
Puna	152	84	80.95%	\$18,750	\$19,000	-1.32%
South Hilo	9	17	-47.06%	\$261,000	\$135,000	93.33%
North Hilo	5	0	0.00%	\$269,000	\$0	N/A
Hamakua	0	6	-100.00%	\$0	\$280,000	-100.00%
North Kohala	6	7	-14.29%	\$255,000	\$234,700	8.65%
South Kohala	7	9	-22.22%	\$232,000	\$250,000	-7.20%
North Kona	19	37	-48.65%	\$310,000	\$430,000	-27.91%
South Kona	9	5	80.00%	\$43,500	\$60,000	-27.50%
Ka'u	21	40	-47.50%	\$15,000	\$11,500	30.43%
<b>SUMMARY</b>	<b>228</b>	<b>205</b>	<b>11.22%</b>	<b>\$24,500</b>	<b>\$38,000</b>	<b>-35.53%</b>



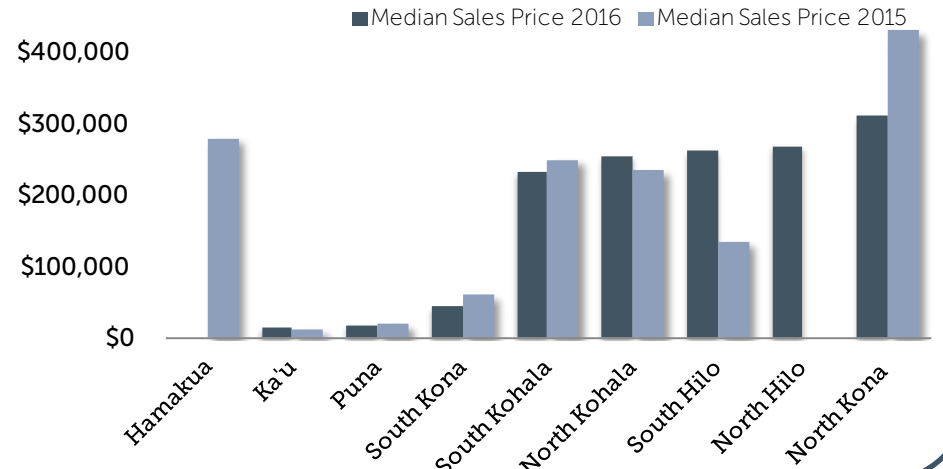
**Vacant Land Unit Sales YTD**

2016 vs 2015



**Vacant Land Median Sales Price YTD**

2016 vs 2015



\*All information taken from Hawaii Information Services. MLS Sales Data information shown herein, while not guaranteed, is derived from sources deemed reliable. Old Republic Title is providing this information as a free customer service and makes no warranties or representations as to its accuracy.