

APRIL



SINGLE FAMILY



CONDOMINIUMS



VACANT LAND

MEDIAN SALES PRICE	2016	\$365,000 ▼	\$342,750 ▲	\$25,000 ▲
	2015	\$378,950	\$260,000	\$22,000

CLOSED SALES	2016	185 ▲	80 ▲	145 ▼
	2015	180	79	174

OPENED LISTINGS	2016	145 ▼	63 ▲	161 ▲
	2015	170	59	152

VOLUME SALES	2016	\$105,884,150 ▲	\$42,112,194 ▲	\$32,017,004 ▲
	2015	\$92,526,523	\$37,475,643	\$22,804,985

All information taken from Hawaii Information Services. MLS Sales Data information shown herein, while not guaranteed, is derived from sources deemed reliable. Old Republic Title is providing this information as a free customer service and makes no warranties or representations as to its accuracy.

## KAILUA-KONA



**JODIE FELTMANN, VP**  
Branch Manager,  
Escrow Officer  
JFeltmann@ortc.com



**ANGELA BYERLY**  
Escrow Officer  
AByerly@ortc.com



**TIERRA HOOKANO**  
Escrow Assistant  
THookano@ortc.com



**DONNA LEE**  
Escrow Assistant  
DLee@ortc.com

## WAIMEA



**JANINE BODWAY**  
Branch Manager,  
Escrow Officer  
JBodway@ortc.com



**AIKO ARASHIRO**  
Escrow Assistant  
AArashiro@ortc.com



**Joy Taetuna-Fautanu**  
Account Executive  
JoyTF@ortc.com  
Cell 557-6533  
(BIG ISLAND)

APR 2016	APR 2015	APR 2016	APR 2015
Closed Sales	Closed Sales	Median Price	Median Price

### SINGLE FAMILY HOMES

Area	APR 2016	APR 2015	APR 2016	APR 2015
	Closed Sales	Closed Sales	Median Price	Median Price
Puna	66	51	\$197,850	\$166,500
South Hilo	29	21	\$330,000	\$370,000
North Hilo	2	4	\$767,500	\$417,500
Hamakua	3	0	\$270,000	\$0
North Kohala	5	2	\$1,090,000	\$1,625,000
South Kohala	24	36	\$517,500	\$541,000
North Kona	38	48	\$581,000	\$620,000
South Kona	6	6	\$522,500	\$377,500
Ka'u	12	12	\$191,000	\$139,500

### CONDOMINIUM

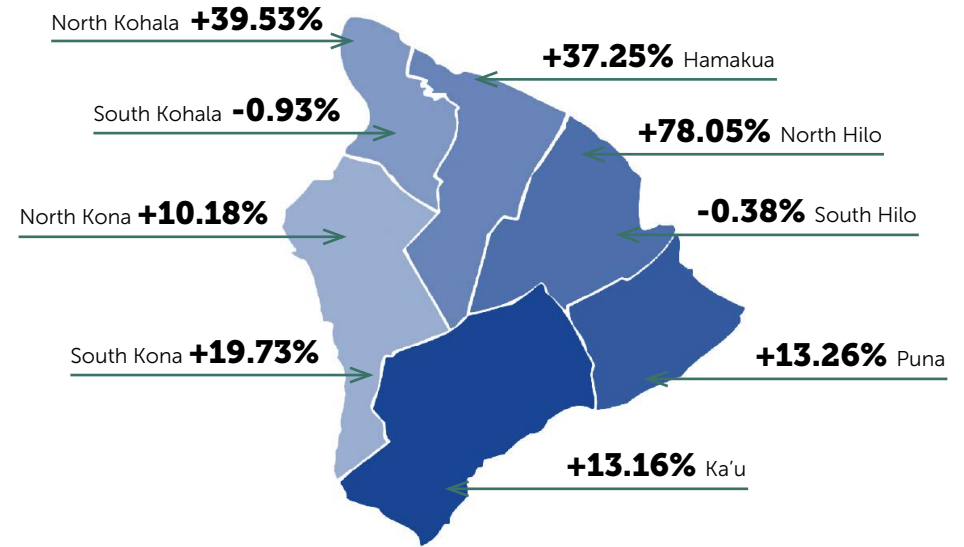
Area	APR 2016	APR 2015	APR 2016	APR 2015
	Closed Sales	Closed Sales	Median Price	Median Price
Puna	0	1	\$0	\$255,000
South Hilo	8	7	\$59,500	\$99,500
North Hilo	0	0	\$0	\$0
Hamakua	0	0	\$0	\$0
North Kohala	0	0	\$0	\$0
South Kohala	31	32	\$485,000	\$474,500
North Kona	40	37	\$342,750	\$230,000
South Kona	0	1	\$0	\$235,000
Ka'u	1	1	\$130,000	\$113,000

### VACANT LAND

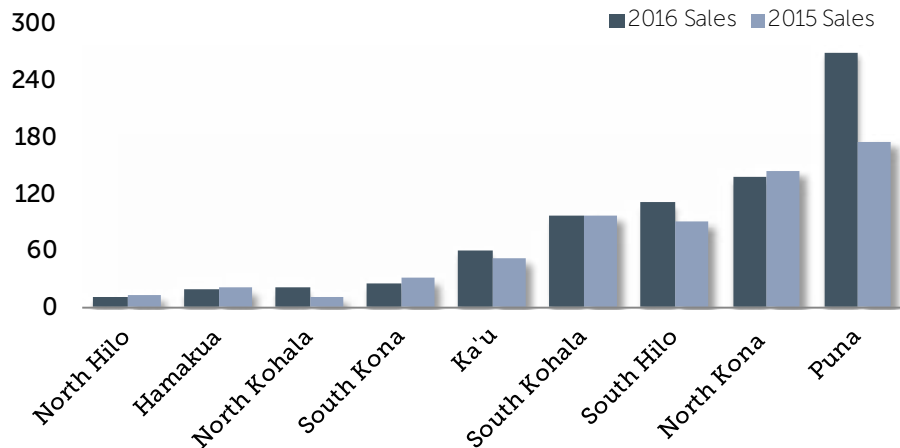
Area	APR 2016	APR 2015	APR 2016	APR 2015
	Closed Sales	Closed Sales	Median Price	Median Price
Puna	99	97	\$19,000	\$13,000
South Hilo	6	10	\$146,500	\$136,650
North Hilo	0	0	\$0	\$0
Hamakua	1	2	\$155,000	\$487,000
North Kohala	4	5	\$296,000	\$375,000
South Kohala	4	6	\$274,000	\$230,000
North Kona	13	14	\$325,000	\$282,000
South Kona	6	9	\$108,040	\$100,000
Ka'u	12	31	\$10,000	\$11,000



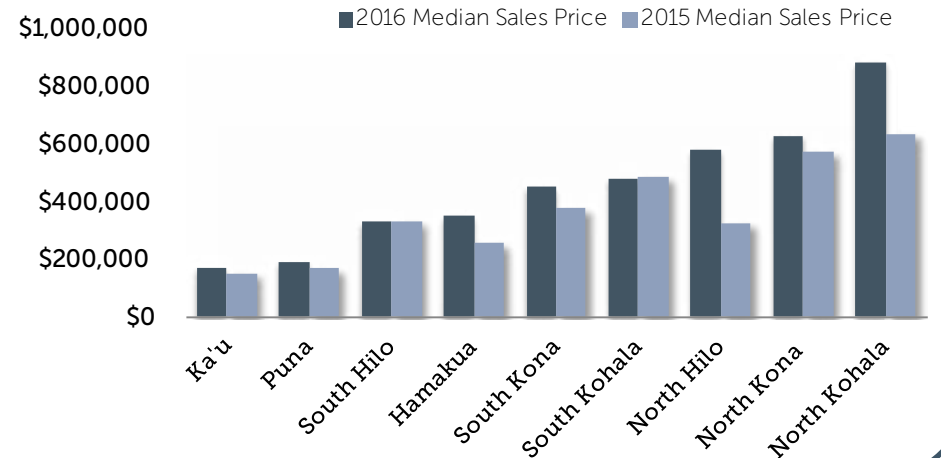
	CLOSED SALES			MEDIAN SALES PRICE		
	2016	2015	% Change	2016	2015	% Change
Puna	268	174	54.02%	\$190,000	\$167,750	13.26%
South Hilo	109	89	22.47%	\$328,750	\$330,000	-0.38%
North Hilo	10	12	-16.67%	\$577,778	\$324,500	78.05%
Hamakua	17	19	-10.53%	\$350,000	\$255,000	37.25%
North Kohala	20	10	100.00%	\$882,500	\$632,500	39.53%
South Kohala	96	96	0.00%	\$480,500	\$485,000	-0.93%
North Kona	136	143	-4.90%	\$628,000	\$570,000	10.18%
South Kona	23	29	-20.69%	\$449,000	\$375,000	19.73%
Ka'u	58	51	13.73%	\$172,000	\$152,000	13.16%
<b>SUMMARY</b>	<b>737</b>	<b>623</b>	<b>18.30%</b>	<b>\$315,000</b>	<b>\$350,000</b>	<b>-10.00%</b>


**Single Family Residence Unit Sales YTD**

2016 vs 2015


**Single Family Residence Median Sales Price YTD**

2016 vs 2015

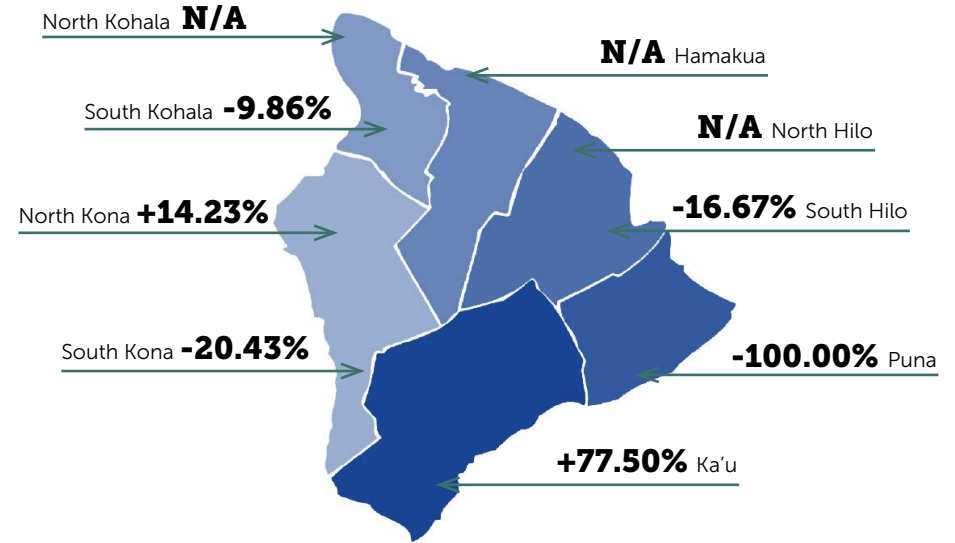


\*All information taken from Hawaii Information Services. MLS Sales Data information shown herein, while not guaranteed, is derived from sources deemed reliable. Old Republic Title is providing this information as a free customer service and makes no warranties or representations as to its accuracy.



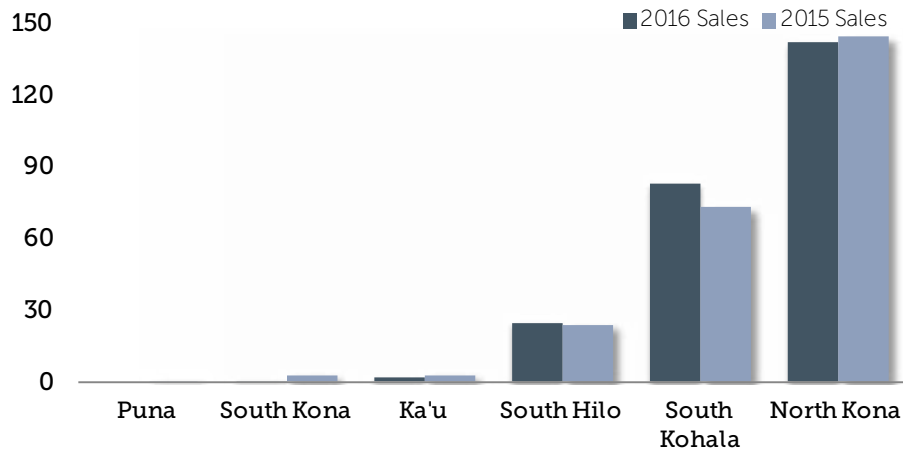
**CONDOMINIUM**

	CLOSED SALES			MEDIAN SALES PRICE		
	2016	2015	% Change	2016	2015	% Change
Puna	0	1	-100.00%	\$0	\$255,000	-100.00%
South Hilo	25	24	4.17%	\$100,000	\$120,000	-16.67%
North Hilo	0	0	0.00%	\$0	\$0	0.00%
Hamakua	0	0	0.00%	\$0	\$0	0.00%
North Kohala	0	0	0.00%	\$0	\$0	0.00%
South Kohala	83	73	13.70%	\$439,000	\$487,000	-9.86%
North Kona	142	144	-1.39%	\$287,000	\$251,250	14.23%
South Kona	1	3	-66.67%	\$187,000	\$235,000	-20.43%
Ka'u	2	3	-33.33%	\$177,500	\$100,000	77.50%
<b>SUMMARY</b>	<b>253</b>	<b>248</b>	<b>2.02%</b>	<b>\$298,000</b>	<b>\$259,450</b>	<b>14.86%</b>



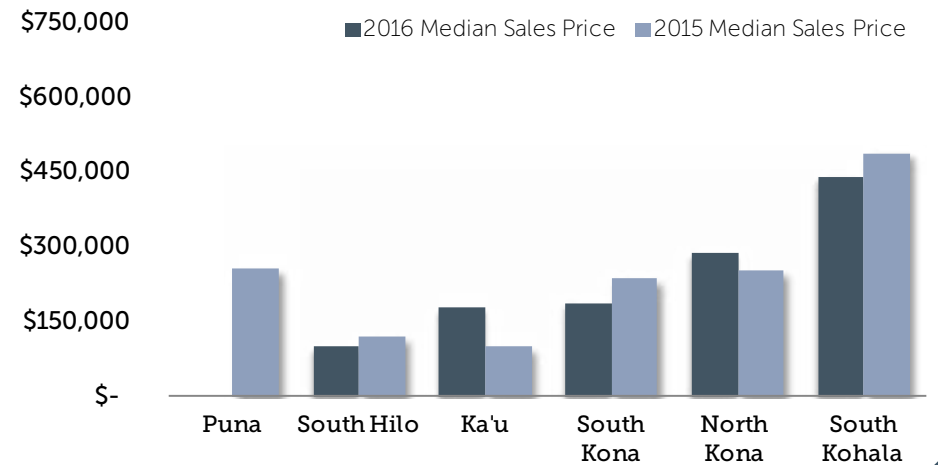
**Condominium Unit Sales YTD**

2016 vs 2015



**Condominium Median Sales Price YTD**

2016 vs 2015

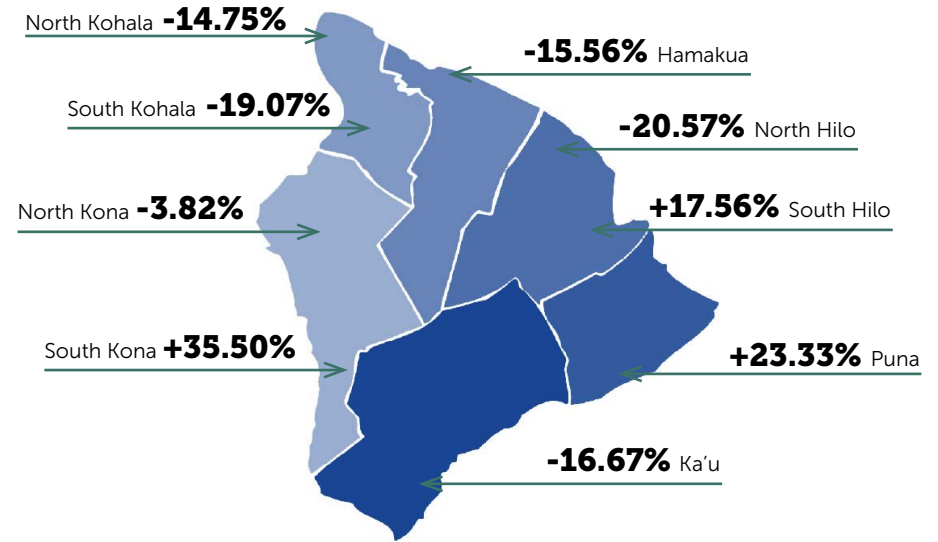


\*All information taken from Hawaii Information Services. MLS Sales Data information shown herein, while not guaranteed, is derived from sources deemed reliable. Old Republic Title is providing this information as a free customer service and makes no warranties or representations as to its accuracy.



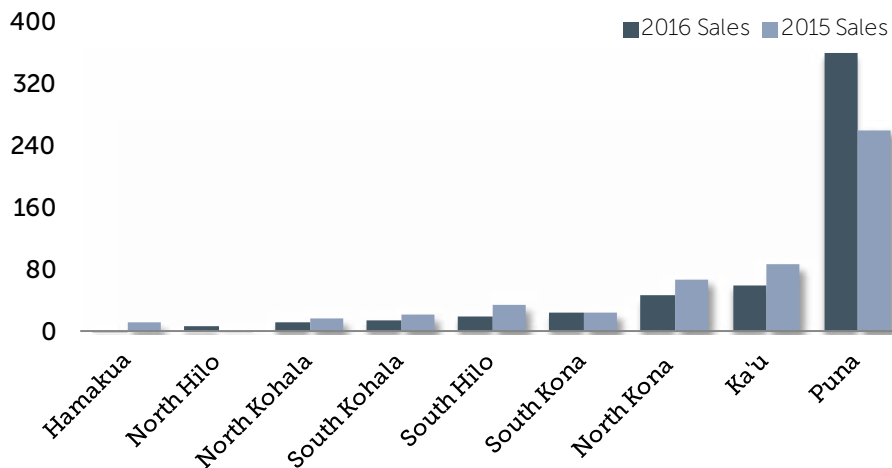
**VACANT LAND**

	CLOSED SALES			MEDIAN SALES PRICE		
	2016	2015	% Change	2016	2015	% Change
Puna	359	261	37.55%	\$18,500	\$15,000	23.33%
South Hilo	20	34	-41.18%	\$192,500	\$163,750	17.56%
North Hilo	6	1	500.00%	\$278,000	\$350,000	-20.57%
Hamakua	2	11	-81.82%	\$190,000	\$225,000	-15.56%
North Kohala	13	16	-18.75%	\$260,000	\$305,000	-14.75%
South Kohala	15	22	-31.82%	\$177,400	\$219,200	-19.07%
North Kona	46	68	-32.35%	\$315,000	\$327,500	-3.82%
South Kona	25	25	0.00%	\$135,500	\$100,000	35.50%
Ka'u	60	86	-30.23%	\$11,250	\$13,500	-16.67%
<b>SUMMARY</b>	<b>546</b>	<b>524</b>	<b>4.20%</b>	<b>\$25,000</b>	<b>\$27,750</b>	<b>-9.91%</b>



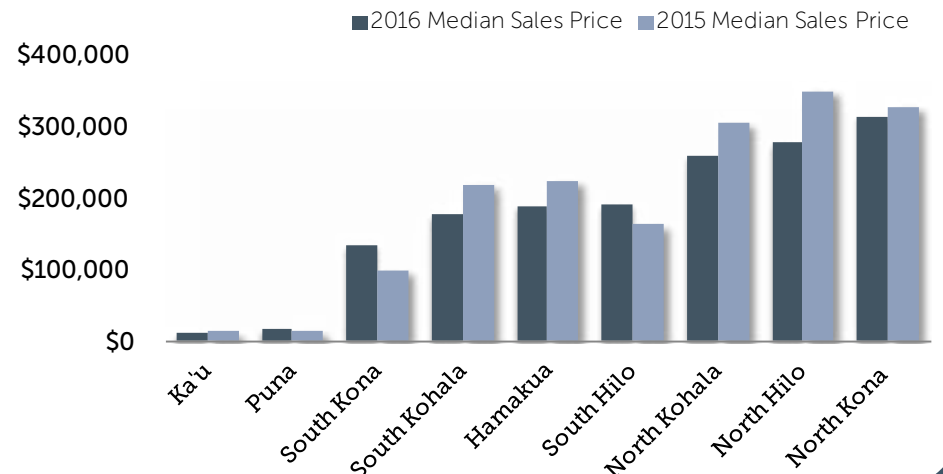
**Vacant Land Unit Sales YTD**

2016 vs 2015



**Vacant Land Median Sales Price YTD**

2016 vs 2015



\*All information taken from Hawaii Information Services. MLS Sales Data information shown herein, while not guaranteed, is derived from sources deemed reliable. Old Republic Title is providing this information as a free customer service and makes no warranties or representations as to its accuracy.