

2017 VS 2016 JANUARY OVERVIEW

SINGLE FAMILY | CONDOMINIUMS | VACANT LAND

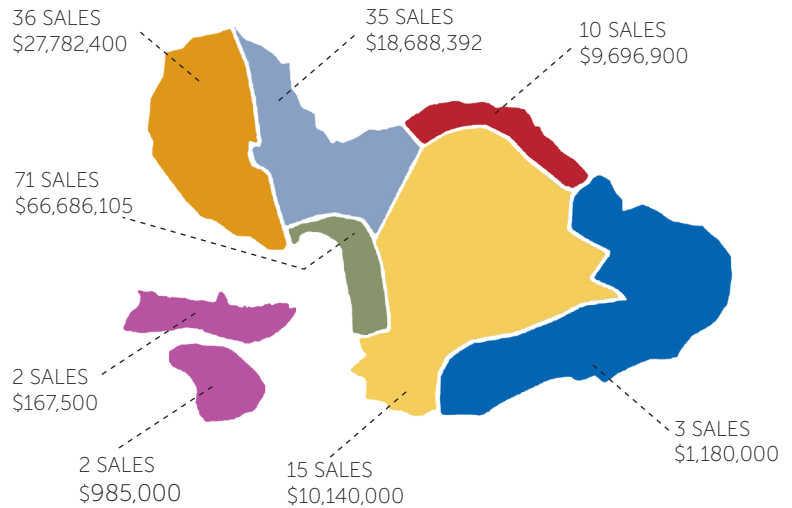
MEDIAN SALES PRICE	2017	\$655,000 ▲	\$537,500 ▲	\$300,000 ▼
	2016	\$630,000	\$395,000	\$850,000

CLOSED SALES	2017	65 ▼	96 ▲	13 ▲
	2016	73	83	5

DAYS ON MARKET	2017	114 ▼	114 ▲	142 ▲
	2016	125	110	46

VOLUME SALES	2017	\$66,851,017 ▲	\$63,308,480 ▲	\$4,421,800 ▲
	2016	\$54,099,246	\$45,711,559	\$3,054,111

TOTAL UNIT & VOLUME SALES BY REGION



	SINGLE FAMILY			CONDOMINIUM			VACANT LAND		
	Sales	Volume \$	Median \$	Sales	Volume \$	Median \$	Sales	Volume \$	Median \$
CENTRAL									
Central	24	\$14,492,117	\$572,778	8	\$3,546,475	\$480,975	3	\$649,800	\$233,000
Kahakuloa	-	-	-	-	-	-	-	-	-
NORTH SHORE									
Sprecklesville/Paia/Kuau	1	\$525,000	\$525,000	-	-	-	-	-	-
Haiku	6	\$7,819,900	\$852,500	-	-	-	3	\$1,352,000	\$495,000
EAST MAUI									
Hana	-	-	-	-	-	-	3	\$1,180,000	\$425,000
Kaupo	-	-	-	-	-	-	-	-	-
Keanae	-	-	-	-	-	-	-	-	-
Kipahulu	-	-	-	-	-	-	-	-	-
Nahiku	-	-	-	-	-	-	-	-	-
UPCOUNTRY									
Kula/Ulupalakua/Kanaio	5	\$4,195,000	\$685,000	-	-	-	1	\$275,000	\$275,000
Makawao/Olinda/Haliimaile	3	\$2,088,000	\$625,000	-	-	-	-	-	-
Pukalani	5	\$3,472,000	\$665,000	-	-	-	1	\$110,000	\$110,000
SOUTH SHORE									
Kihei	8	\$6,008,000	\$735,000	36	\$19,246,106	\$475,000	-	-	-
Maalaea	-	-	-	11	\$5,633,000	\$451,500	-	-	-
Maui Meadows	-	-	-	-	-	-	1	\$525,000	\$525,000
Wailea/Makena	1	\$15,500,000	\$5,500,000	14	\$18,698,999	\$1,075,000	-	-	-
WEST MAUI									
Honokohau	-	-	-	-	-	-	-	-	-
Kaanapali	4	\$7,153,250	\$1,486,500	4	\$6,214,000	\$799,500	-	-	-
Kapalua	-	-	-	1	\$625,000	\$625,000	-	-	-
Lahaina	1	\$1,003,750	\$1,003,750	6	\$2,551,900	\$452,500	-	-	-
Napili/Kahana/Honokowai	4	\$3,534,000	\$897,500	15	\$6,700,500	\$395,000	1	\$330,000	\$330,000
Olowalu	-	-	-	-	-	-	-	-	-
LANAI & MOLOKAI									
Lanai	2	\$985,000	\$492,500	-	-	-	-	-	-
Molokai	1	\$75,000	\$75,000	1	\$92,500	\$92,500	-	-	-



Lydiamae Presbitero



Darnell Hookano



Haley McCraney



Dawn DeRego



Dahlia Buffington



Deni Kawauchi



Vicki Steffan



MELISSA SALVADOR
Account Executive
MSalvador@ortc.com



PATRICK KILBRIDE
Sr. Account Executive
PKilbride@ortc.com



COMPARING 01/01/2017 THRU 1/31/17
WITH 01/01/2016 THRU 1/31/2016

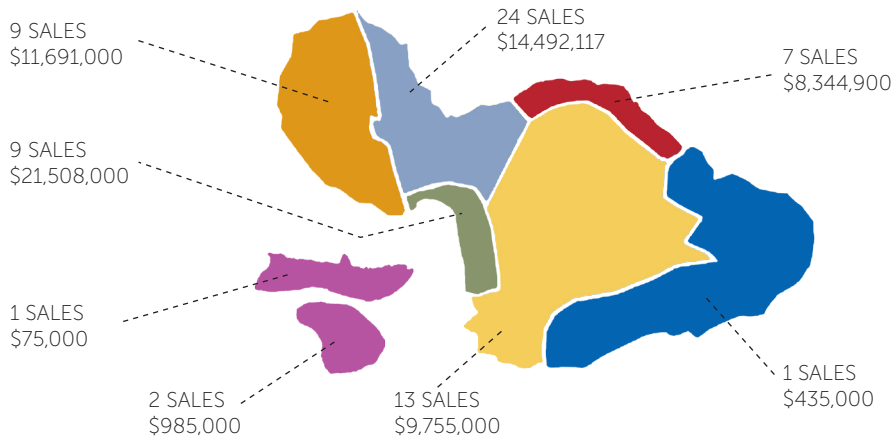


SINGLE FAMILY

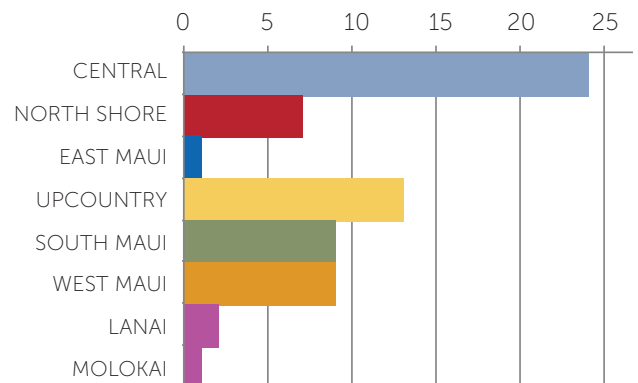
	Sales 2017	Sales 2016	Volume \$ 2017	Volume \$ 2016	Median \$ 2017	Median \$ 2016
CENTRAL						
Central	24	26	\$14,492,117	\$14,166,546	\$572,778	\$558,588
Kahakuloa	-	-	-	-	-	-
NORTH SHORE						
Sprecklesville/Paia/Kuau	1	2	\$525,000	\$1,402,000	\$525,000	\$701,000
Haiku	6	5	\$7,819,900	\$3,983,000	\$852,500	\$848,000
EAST MAUI						
Hana	-	1	-	\$435,000	-	\$435,000
Kaupo	-	-	-	-	-	-
Keanae	-	-	-	-	-	-
Kipahulu	-	-	-	-	-	-
Nahiku	-	-	-	-	-	-
UPCOUNTRY						
Kula/Ulupalakua/Kanaio	5	3	\$4,195,000	\$2,170,000	\$685,000	\$720,000
Makawao/Olinda/Haliimaile	3	8	\$2,088,000	\$6,384,200	\$625,000	\$824,750
Pukalani	5	4	\$3,472,000	\$2,690,000	\$665,000	\$634,500
SOUTH MAUI						
Kihei	8	10	\$6,008,000	\$6,688,000	\$735,000	\$624,500
Maalaea	-	-	-	-	-	-
Maui Meadows	-	3	-	\$4,073,800	-	\$1,394,000
Wailea/Makena	1	-	\$15,500,000	-	\$15,500,000	-
WEST MAUI						
Honokohau	-	-	-	-	-	-
Kaanapali	4	2	\$7,153,250	\$3,530,000	\$1,486,500	\$1,765,000
Kapalua	-	-	-	-	-	-
Lahaina	1	4	\$1,003,750	\$5,784,000	\$1,003,750	\$545,000
Napili/Kahana/Honokowai	4	2	\$3,534,000	\$1,777,700	\$897,500	\$888,850
Olowalu	-	-	-	-	-	-
LANAI & MOLOKAI						
Lanai	2	1	\$985,000	\$545,000	\$492,500	\$545,000
Molokai	1	2	\$75,000	\$470,000	\$75,000	\$235,000



TOTAL UNIT & VOLUME SALES BY REGION



UNIT SALES BY REGION





MAUI STATISTICS

COMPARING 01/01/2017 THRU 1/31/17
WITH 01/01/2016 THRU 1/31/2016

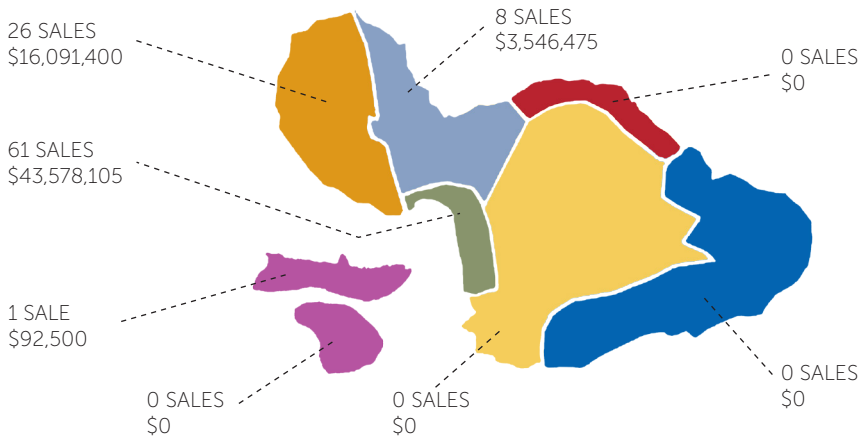


CONDOMINIUM

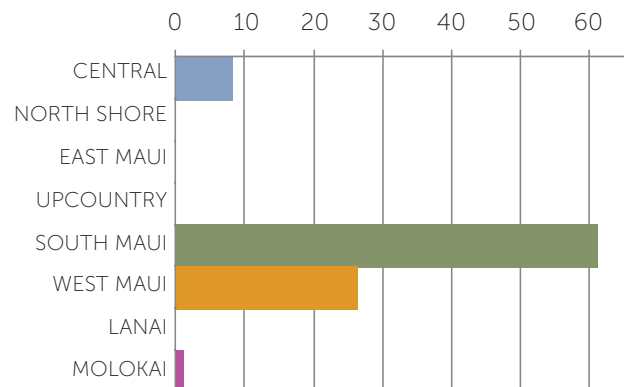
	Sales 2017	Sales 2016	Volume \$ 2017	Volume \$ 2016	Median \$ 2017	Median \$ 2016
CENTRAL						
Central	8	11	\$3,546,475	\$3,608,000	\$480,975	\$372,000
Kahakuloa	-	-	-	-	-	-
NORTH SHORE						
Sprecklesville/Paia/Kuau	-	1	-	\$255,000	-	\$255,000
Haiku	-	-	-	-	-	-
EAST MAUI						
Hana	-	-	-	-	-	-
Kaupo	-	-	-	-	-	-
Keanae	-	-	-	-	-	-
Kipahulu	-	-	-	-	-	-
Nahiku	-	-	-	-	-	-
UPCOUNTRY						
Kula/Ulupalakua/Kanaio	-	-	-	-	-	-
Makawao/Olinda/Haliimaile	-	-	-	-	-	-
Pukalani	-	-	-	-	-	-
SOUTH MAUI						
Kihei	36	24	\$19,246,106	\$8,976,000	\$475,000	\$315,500
Maalaea	11	4	\$5,633,000	\$1,519,000	\$451,500	\$382,500
Maui Meadows	-	-	-	-	-	-
Wailea/Makena	14	5	\$18,698,999	\$9,515,100	\$1,075,000	\$1,900,100
WEST MAUI						
Honokohau	-	-	-	-	-	-
Kaanapali	4	4	\$6,214,000	\$5,845,000	\$799,500	\$1,187,500
Kapalua	1	1	\$625,000	\$935,384	\$625,000	\$935,384
Lahaina	6	14	\$2,551,900	\$7,009,575	\$452,500	\$511,000
Napili/Kahana/Honokowai	15	19	\$6,700,500	\$8,048,500	\$395,000	\$410,000
Olowalu	-	-	-	-	-	-
LANAI & MOLOKAI						
Lanai	-	-	-	-	-	-
Molokai	1	-	\$92,500	-	\$92,500	-



TOTAL UNIT & VOLUME SALES BY REGION



UNIT SALES BY REGION





MAUI STATISTICS

COMPARING 01/01/2017 THRU 1/31/17
WITH 01/01/2016 THRU 1/31/2016

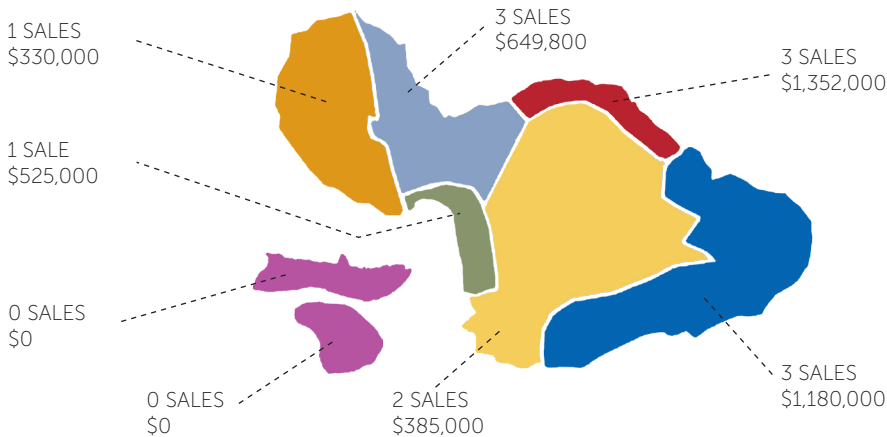


VACANT LAND

	Sales 2017	Sales 2016	Volume \$ 2017	Volume \$ 2016	Median \$ 2017	Median \$ 2016
CENTRAL						
Central	3	1	\$649,800	\$245,000	\$233,000	\$245,000
Kahakuloa	-	-	-	-	-	-
NORTH SHORE						
Sprecklesville/Paia/Kuau	-	-	-	-	-	-
Haiku	3	1	\$1,352,000	\$243,000	\$495,000	\$243,000
EAST MAUI						
Hana	3	-	\$1,180,000	-	\$425,000	-
Kaupo	-	-	-	-	-	-
Keanae	-	-	-	-	-	-
Kipahulu	-	-	-	-	-	-
Nahiku	-	-	-	-	-	-
UPCOUNTRY						
Kula/Ulupalakua/Kanaio	1	-	\$275,000	-	\$275,000	-
Makawao/Olinda/Haliimaile	-	1	-	\$851,111	-	\$851,111
Pukalani	1	-	\$110,000	-	\$110,000	-
SOUTH MAUI						
Kihei	-	-	-	-	-	-
Maalaea	-	-	-	-	-	-
Maui Meadows	1	-	\$525,000	-	\$525,000	-
Wailea/Makena	-	-	-	-	-	-
WEST MAUI						
Honokohau	-	-	-	-	-	-
Kaanapali	-	-	-	-	-	-
Kapalua	-	-	-	-	-	-
Lahaina	-	2	-	\$1,715,000	-	\$857,500
Napili/Kahana/Honokowai	1	-	\$330,000	-	\$330,000	-
Olowalu	-	-	-	-	-	-
LANAI & MOLOKAI						
Lanai	-	-	-	-	-	-
Molokai	-	-	-	-	-	-



TOTAL UNIT & VOLUME SALES BY REGION



UNIT SALES BY REGION

